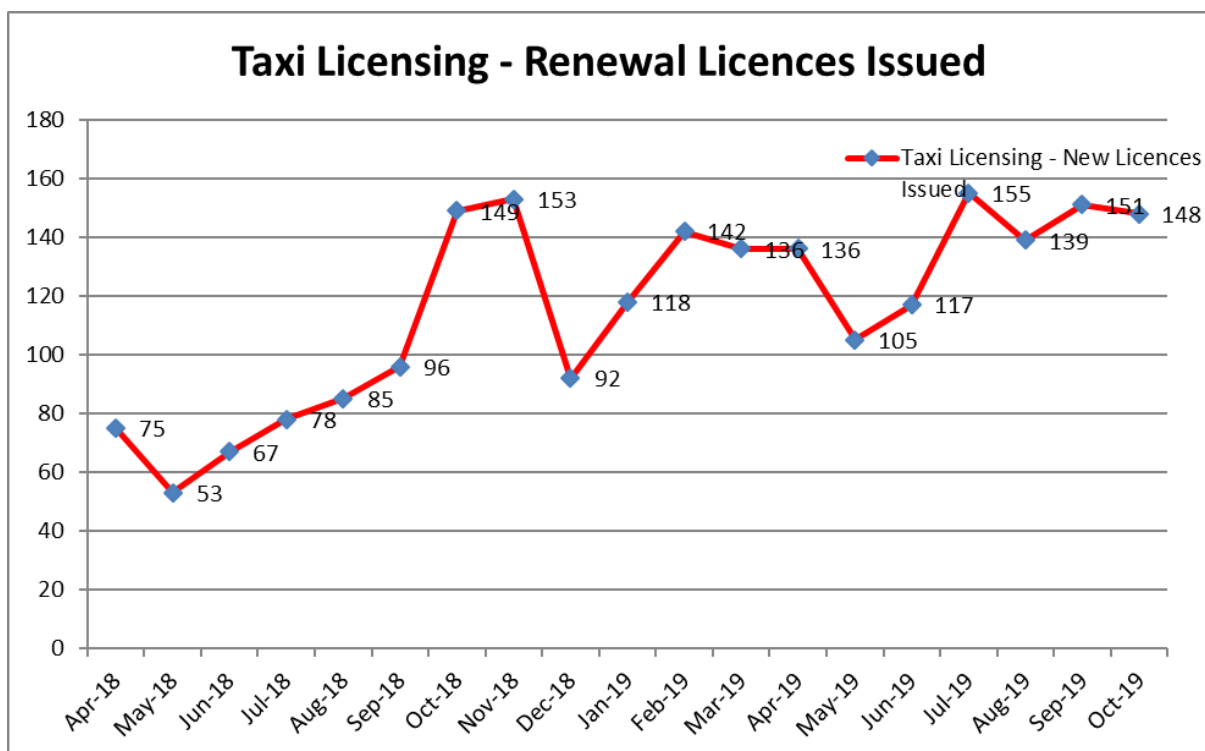
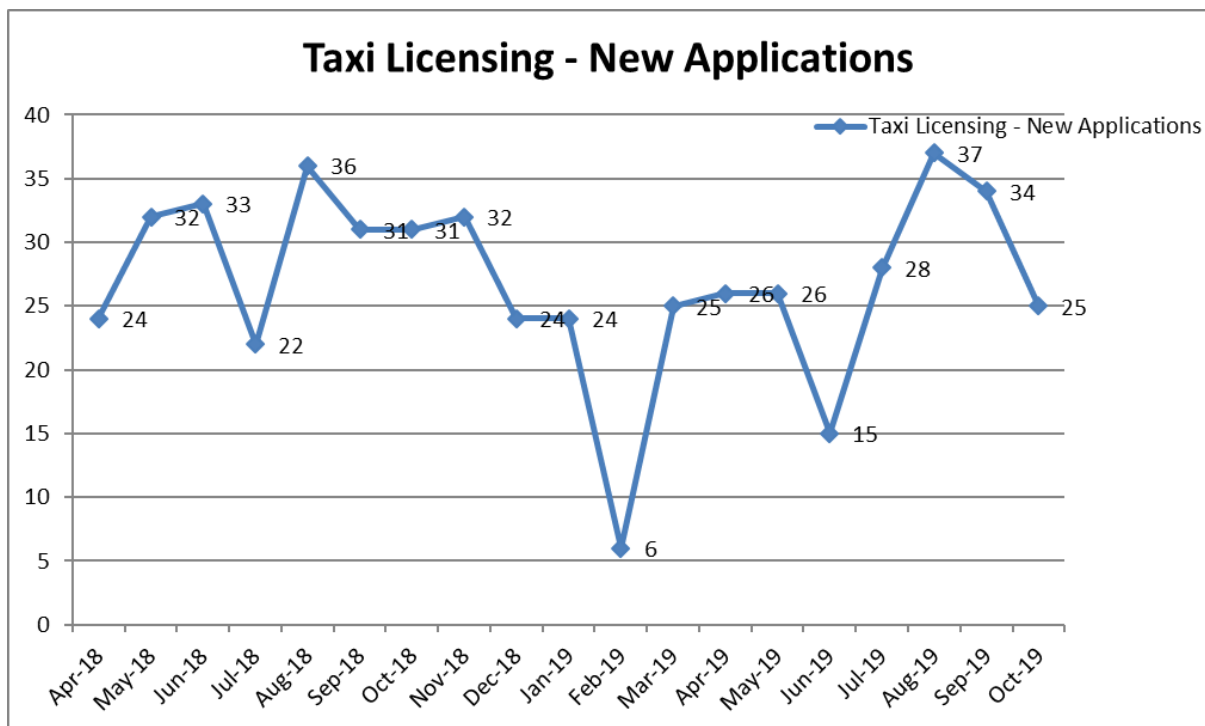


Monthly Taxi Licensing Report – October 2019

1.0 Licensed Drivers

During October 2019, 25 new drivers were licensed and 148 existing drivers had their licences renewed, this is significantly above average levels over the last 2 years. The number of new driver applications was down 6 or 19% on October 2018 (31) and the level of renewals was down 1 or 0.5% on October 2018 (149). This work is currently being achieved with two new team members who are undergoing training. YTD the team have processed 1,142 licence requests up 330 or 41% on the same period in 2018 during which the team processed 812 licence requests. The increase in volume is primarily due to the introduction of the 3 yearly licence in 2015/16 which are now coming around for renewal. Volumes for the team are anticipated to be high for the rest of 2019.



In the longer term we will show a cumulative graph as well to compare volumes last year to this year.

Figure 2 below shows the total number of licensed hackney carriage drivers in Wiltshire and their location.

The total number of licensed hackney carriage drivers at the end of October 2019 was 866, down 8 on the previous month. 184 were licensed in the North area, 108 in the East, 328 in the South and 246 in the West.

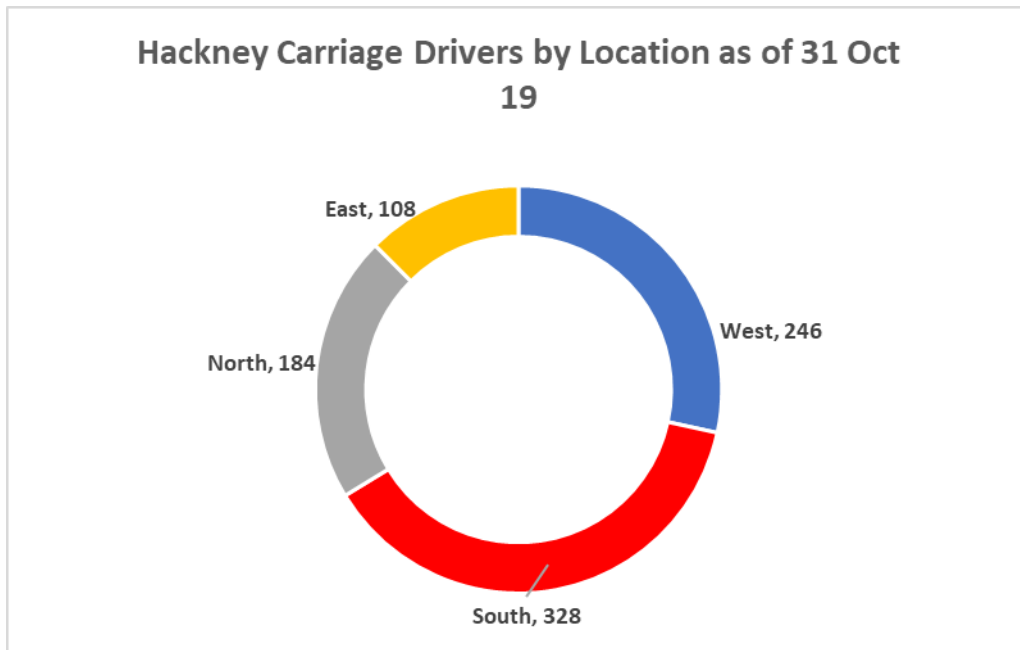
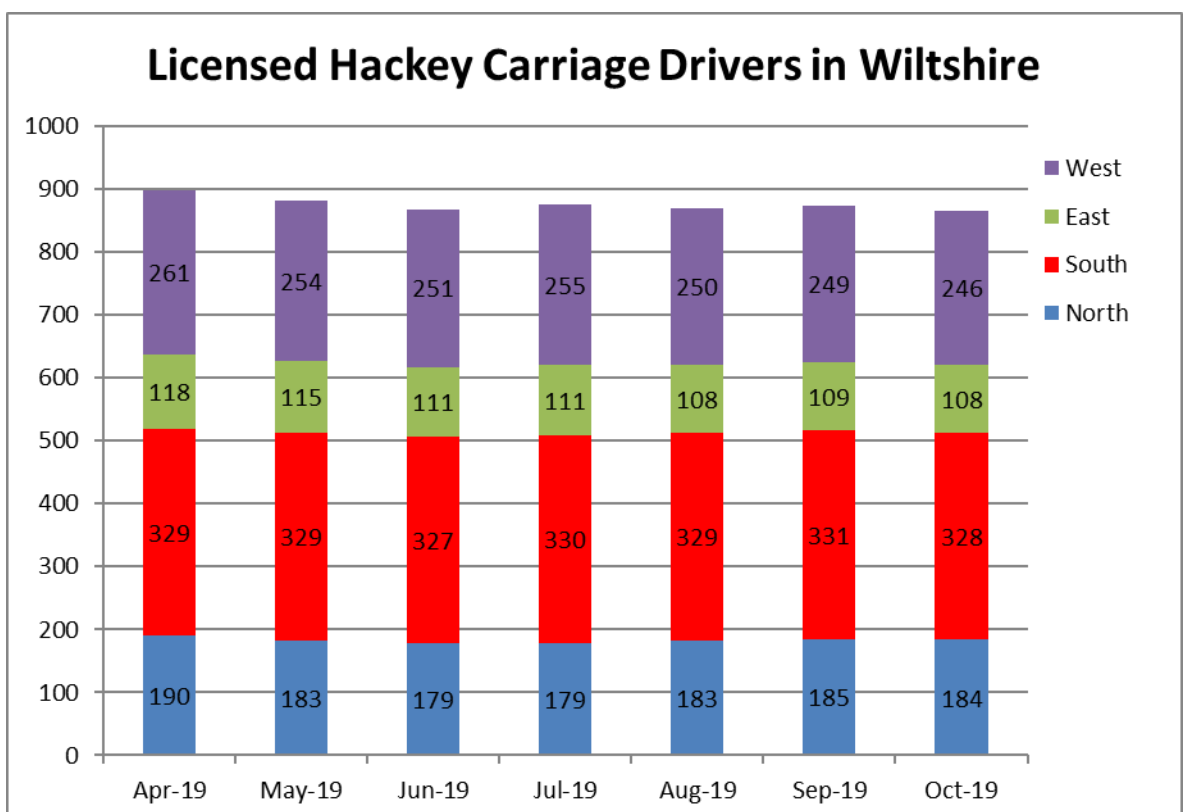


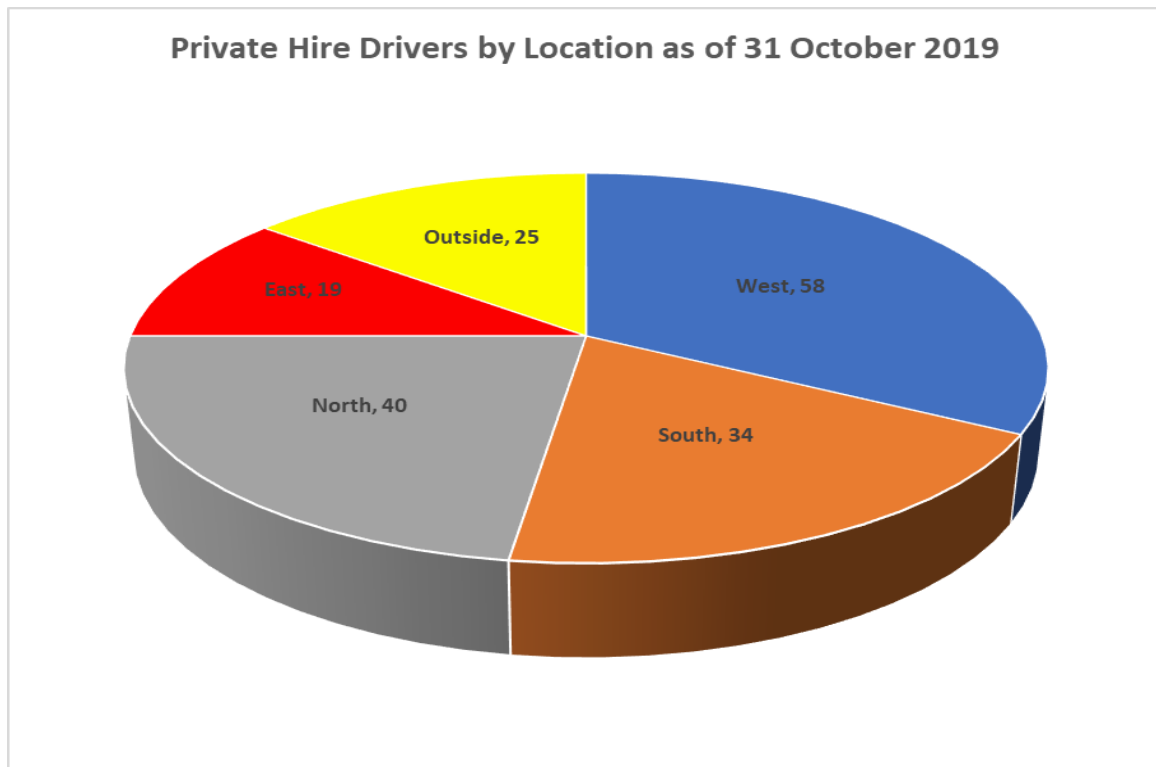
Fig.2

The graph below shows the monthly variation in hackney carriage driver numbers during 2019/20. All areas saw a fall in licensed hackney carriage drivers, the West fell by 3, the East 1, North 1 and the South 3



The team also license private hire only drivers, these totalled 176 as at the end of October 2019, up 5 on the previous month, bringing the total number of drivers licensed to 1042, a reduction of 3 over the month.

Private Hire drivers are not restricted by zone and can take bookings for anywhere in the Country if they wish. It is interesting to note that we have more private hire drivers living outside of the county than in the east of the county. For information the area in which the private hire drivers are registered is as follows;



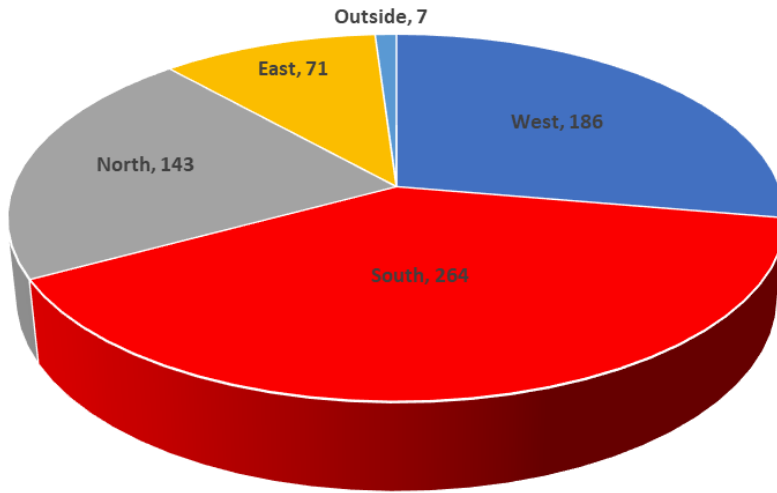
The report will include a column graph of total driver numbers to show trends once more data is built up.

2.0 Licensed Vehicles

At the end of October 2019 the taxi licensing team licensed a total of 937 vehicles, up 12 on the previous month. The vehicle split is as follows, 671 hackney carriage vehicles, up 7 on the previous month and 266, private hire vehicles, up 5 on the previous month. Of the 937 vehicles licensed 12.2% or 114 vehicles are wheelchair accessible, up 5 on the previous month. A graph will be included to show the trend in WAVs as more data is collected.

The chart below shows the location split of all hackney carriage vehicles.

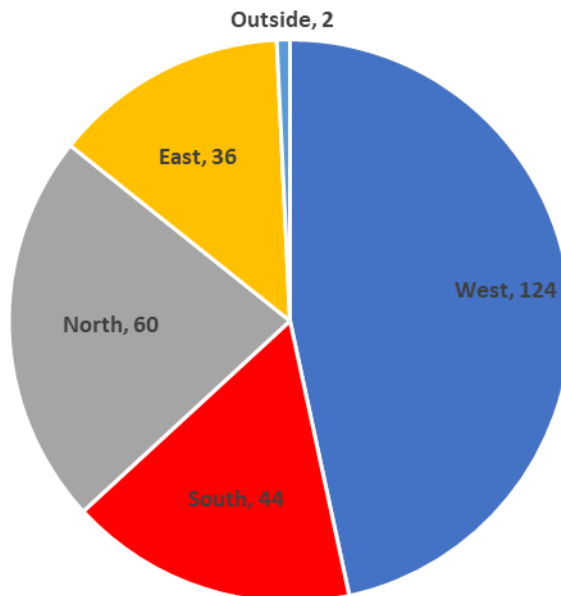
Hackney Carriage Vehicles by Location 31 Oct 19



The team also license private hire only vehicles, as advised above these totalled 266 as of the end of October 2019.

Private Hire drivers are not restricted by zone and can take bookings for anywhere in the Country if they wish. For information the area in which the private hire vehicles are registered is as follows;

Private Hire Vehicles by Location 31 Oct 19



3.0 Enforcement actions

The team commenced a proactive enforcement plan on 15 October 2019 ensuring we have a visible presence on the rank. In the first 3 weeks officers undertook 102 driver inspections, 132 vehicle inspections, witnessed 38 infringements of the Council's guidelines and issued penalty points 13 times, a large % of the 20 penalty points issued during the month. This is the highest monthly total ever. The team also issued 7 vehicles with improvement notices.

The taxi licensing team issued 13 drivers and 7 vehicles with penalty points during October 2019. Points were issued for the reasons shown below.

Vehicles - 7

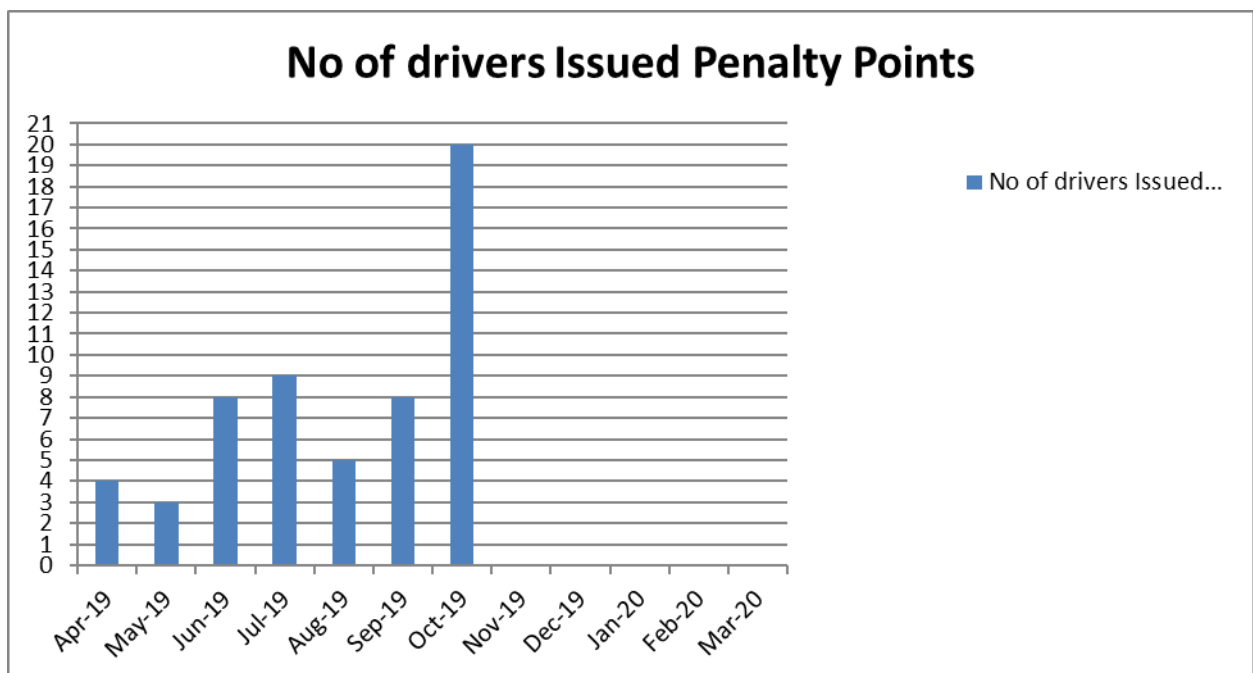
- 3 – Unsatisfactory parking
- 2 – Failure to return plates
- 1 – Failure to display roof sign
- 1 – Failure to display plate

Drivers – 13

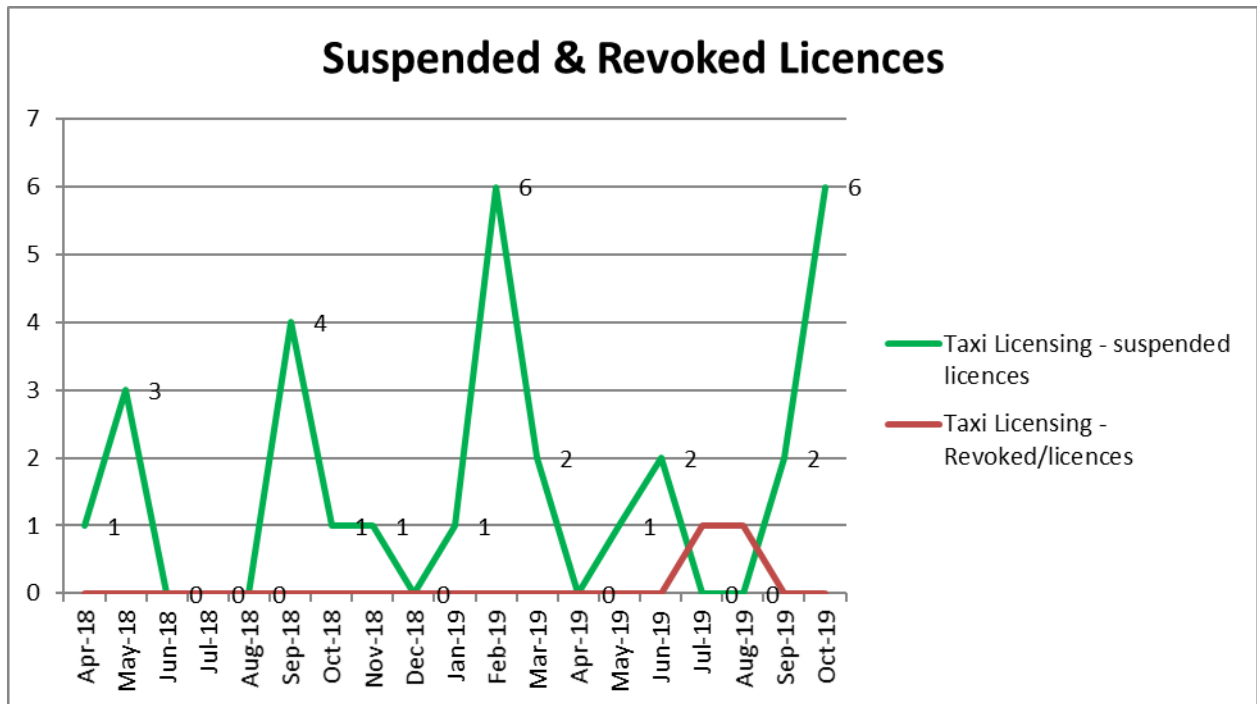
- 5 – Unsatisfactory behaviour
- 2 – Failure to be with vehicle
- 2 – Failure to notify DVLA points
- 1 – Failure to display roof sign
- 1 – Plying in a private hire vehicle
- 1 – Failure to display plate correctly
- 1 – Smoking/vaping in vehicle

The Council operates an internal penalty points scheme under which a driver may be suspended if they reach 12 points in a rolling 12 month period.

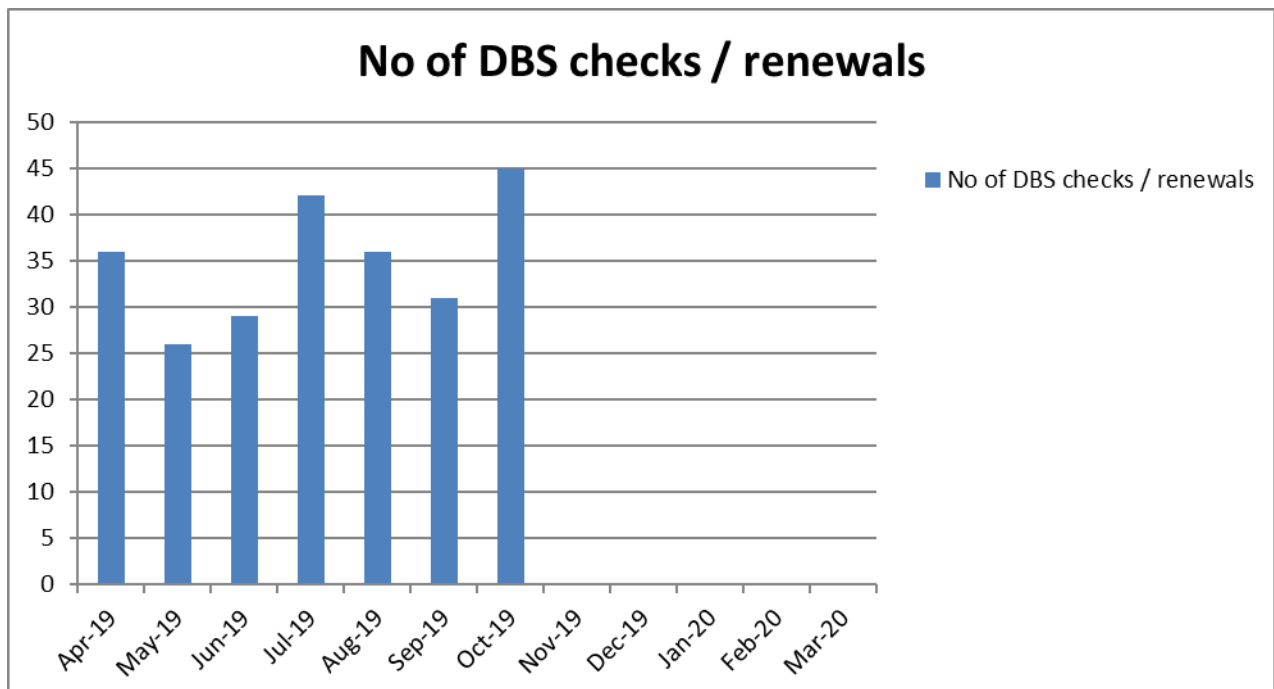
The graph below shows a trend of increased enforcement as the team effectively manage our driver database.



The Team suspended six drivers licences during October, the highest monthly total since February 2019.



The team also completed 45 DBS checks during October 2019, the highest monthly total this year.



The team have delivered an updated, more robust, fit and proper person policy which was approved by the Councils Licensing Committee on 02 September 2019. The new policy came into effect on 01 October 2019 and has taken into account guidance from the Institute of Licensing and also reflects the recommendations proposed in the recent central government consultation on improving safeguarding with the taxi industry which closed on 22 April 2019.

The team continue to work on updated driver and vehicle guidelines in line with the above policy which will further enhance standards within Wiltshire for the benefit of service users and the industry in general. The team are also active participants in the Licensing Authority Working Group and a number of initiatives are currently being worked on as a result of the group, examples of these include a review of the Council's fares and tariffs, a review of the Council's taxi licensing fees, implementation of English tests and new safeguarding training as well as evaluating the impact of making CCTV mandatory in taxis and the implementation of a recognised driver qualification.